

product facts

Bimbo O60

Stool of compression moulded layer-glued birch (stained or natural lacquered). Stackable.

Seat height	440
Seat	388x220
Width	426
Depth	310
Weight kg	2,3



Design: Peter Brandt 1994 **bimbo**

Söndag O62

Bench of compression moulded layer-glued birch (stained or natural lacquered). Stay of lacquered or chromed steel. Accessories: Upholstered seat in leather or fabric.

Seat height	450
Overall height	485
Length	1100
Width	370
Weight kg	10.5



Design: Anette Petersson & Lotta Josefsson 1996 **söndag**

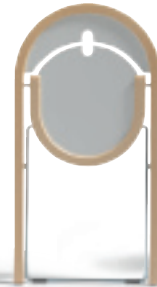
Be plus B+

Folding chair. Frame in black lacquered steel. Back, seat rim & seat centre in compression moulded layer-glued birch (stained or natural lacquered). Accessories: Wall hook, trolley and linking device.

Seat height	460
Overall height	710
Width	480
Depth	420
Seat Ø	380
Folded	480x815x30
Weight kg	3.8



Design: Börge Lindau 1987 **be plus**



Design: Börge Lindau 1993 **sparta**

Sparta B15

Folding chair with reversible seat. Frame in lacquered or chromed steel. Back & seat rims in compression moulded layer-glued birch (stained or natural lacquered). Back & seat inserts in stained or natural lacquered birch veneer. Accessories: wall hook, trolley and linking device.

Seat height	460
Overall height	790
Width	480
Depth	490
Seath width	380
Folded	480x910x27
Weight kg	4,1



sparta



pall Design: Börge Lindau 1986



Pall B2

Legs in stainless or black electrolytically lacquered steel. Seat rim and seat centre in compression moulded layer-glued birch (stained or natural lacquered). Seat centre can be leather covered. Stackable in seat height 470mm.

Seat height	470	650	820
Width	380	380	380
Seat Ø	380	380	380
Weight kg	4.0	6.3	7.1



B4 Design: Börge Lindau 1986



B4

Legs in stainless or black electrolytically lacquered steel. Seat rim and seat centre in compression moulded layer-glued birch (stained or natural lacquered). Seat centre can be leather covered. Stackable in seat height 470mm.

Seat height	470	650	820
Overall height	720	820	990
Width	425	425	425
Depth	430	430	430
Seat Ø	380	380	380
Weight kg	4,8	7,1	7,9



pop Design: Börge Lindau 1986



Pop B7

Legs in stainless or black electrolytically lacquered steel. Seat rim and seat centre in compression moulded layer-glued birch (stained or natural lacquered). Seat centre can be leather covered. Backrest in lacquered steel or leather covered. Stackable in seat height 470mm.

Seat height	470	650	820
Overall height	830	1010	1180
Width	380	380	380
Depth	440	440	440
Seat Ø	380	380	380
Weight kg	5.0	7.0	8.1



juli Design: Börge Lindau 1988



Juli O7, September L9

Chair & table suitable for either exterior or interior use. Frame in galvanised steel. Backrest, seat & tabletop in lacquered steel. Accessories: Removable seatpad Dot in wool with a non-slip backing.

	O7	L9
Seat height	470	
Overall height	840	
Width	400	
Depth	465	
Seat Ø	400	
Table height		720
Table top Ø		680
Weight kg	5.1	



mim 12 Design: Johan Lindau 2000



Mim12

Barstool with frame in chromed steel. Seat rim in compression moulded layer-glued birch (stained or natural lacquered). Upholstered seat in leather or fabric.

Seat height	820
Overall height	820
Width	380/460
Depth	380/460
Seat Ø	380
Weight kg	6.0

Common One B40

Legs & seat rim of compression moulded layer-glued natural lacquered birch. Back & seat in stained or natural lacquered birch veneer. The seat can be upholstered in fabric or leather. Built in linking device of lacquered steel. Stackable and linkable. Accessories: trolley and fitting for suspending chair from table.

Seat height	450
Overall height	850
Width	500
Depth	540
Seat Ø	430
Weight kg	4,1



Design: Börge Lindau 1992 **commone one**

Common Too B41

Legs in chromed steel. Seat rim of compression moulded layer-glued birch. Back & seat in stained or natural lacquered birch veneer. The seat can be upholstered in fabric or leather. Accessories: trolley, linking device and fitting for suspending chair from table.

Seat height	450
Overall height	870
Width	500
Depth	540
Seat Ø	430
Weight kg	4,2



Design: Börge Lindau 1998 **commone too**

Hövding B8M & B8L

Swivel base in steel with a stainless steel crown on a lacquered footplate. Seat rim in compression moulded layer-glued birch. Seat centre in birch veneer, leather covered or upholstered. Back in birch veneer, perforated birch veneer or leather. Armrests can be available for projects/contract sales. Backrest can be Ebru patterned.

	B8M	B8L
Seat height	445	445
Overall height	925	1195
Width	510	535
Depth	620	675
Seat Ø	480	480
Weight kg	12,5	14,0



Design: Börge Lindau 1986 **hövding**

Jazz B8J

Swivel base in steel with a stainless steel crown on a lacquered footplate. Seat rim in compression moulded layer-glued birch. Seat centre in birch veneer, leather or upholstered. Back in birch veneer or leather. Backrest can be Ebru patterned.

Seat height	445
Overall height	925
Width	480
Depth	620
Seat Ø	480
Weight kg	12,5



Design: Börge Lindau 1986 **jazz**

Mim 33

Frame in chromed steel. Seat rim & backrest in compression moulded layer-glued birch. Upholstered seat/back in leather or fabric. Linkable table, height 750, diameter 360mm in chromed steel & birch veneer.

Seat height	450
Overall height	710
Width	630
Depth	570
Seat Ø	480
Weight kg	6,5



Design: Börge Lindau 1999 **mim 33**



NA-20-U



SV-50-U



RD-25-U



RAL 9010

sting O30 Design: Stefan Borselius & Fredrik Mattson 2003

standard colours



YW-40-U



OR-35-I



LI-30-I



GD-30-U

sting O30

none standard colours of anodised aluminium (for more non standard colours, ask us for a colour chart) minimum quantity 30 pcs



sting armchair O30 A Design: Stefan Borselius & Fredrik Mattson 2003

Sting O30

Stackable and linkable chair. Seat and backrest in extruded, anodised aluminium. Standard colours: natural, black and red. Seat and backrests can be lacquered in a specific RAL powder-coated colour for projects. White powder-coated lacquer is standard. Legs in stainless steel. Plastic feet. Can be used indoors and outdoors. The seat and backrest can be covered with naturally tanned leather. A light weight version of Sting O30 is available for quantities of 40 pcs or more.


Armchair O30A

Stackable and linkable armchair. Seat and backrest in extruded, anodised aluminium. Standard colours: natural, black and red. Seat and backrests can be lacquered in a specific RAL powder-coated colour for projects. White powder-coated lacquer is standard. Legs in stainless steel. Plastic feet. Armrest of moulded polyurethane in black. Can be used indoors and outdoors. The seat and backrest can be covered with naturally tanned leather.

Accessories:

Seatpad D30 in moulded black polyurethane. Seatpad in hot-moulded foam covered with Gabriel Comfort fabric in two versions; half pad D33 for seat only or a full seat/back pad D31. Removable round seatpad Dot that can be taken on and off the chair. Trolley in galvanised steel Stacks up to 50 chairs in a trolley. Linking device. Writing table for projects. Plastic feet with felt.

accessories



accessories

	O30	O30A
Seat height	455	455
Overall height	810	810
Seat width	400	400
Total width	530	530
Seat depth	400	400
Total depth	540	540
Weight kg	6,0	7,0
Light weight kg	4,5	

Sting Bench O32 & O32A

Stackable and linkable bench with or without armrests. Seat and backrest in extruded natural anodised aluminium. Other colours for projects. Legs in stainless steel. Armrest of moulded polyurethane in black. Can be used indoors and outdoors. Accessories: Linking device.

Seat height	455
Overall height	810
Seat width	1000
Total width	1130
Seat depth	400
Total depth	540
Weight kg	13,0



Design: Stefan Borselius & Fredrik Mattson 2003 **sting bench**

Gecco O33

Stackable bar and kitchen stool with seat and foot profile in extruded anodised aluminium. Same standard colours as with Sting. Alternatively the seat and foot profile can be lacquered in a specific RAL powder-coated colour for projects. Stainless steel legs. The seat can be all covered with naturally tanned leather. Can be used indoors and outdoors.

Seat height	650	820
Overall height	705	875
Total width	475	480
Seat depth	425	425
Weight kg	6,2	6,8



Design: Stefan Borselius & Fredrik Mattson 2006 **gecco**



Design: Fredrik Mattson 2005 **chair 69**

Chair 69 O69

Stackable and linkable chair. Legs in chromed tubular steel. Plastic feet. Seat shell in compression moulded layer-glued beech. Available with surface in natural lacquered birch veneer, white or black stained birch veneer or in lacquered oak veneer. Other colours or finishes for projects on request.

Armchair 69A O69A

Stackable and linkable chair and armchair. Legs in chromed tubular steel. Plastic feet. Armrest in black rubber. Seat shell in compression moulded layer-glued beech. Available with surface in natural lacquered birch veneer, white or black stained birch veneer or in lacquered oak veneer. Other colours or finishes for projects on request.



Design: Fredrik Mattson 2005 **armchair 69A**

Accessories:

Linking device.
Trolley in galvanised steel for up to 30 chairs and upholstered seats.
Plastic feet with felt.

	O69	O69A
Seat height	460	460
Overall height	797	797
Width	505	505
Seat depth	495	495
Total depth	550	550
Weight kg	4,7	5,0



accessories



gutang O24 Design: Johan Lindau 1994

bargutang O25

Gutang O24

Chair and high barstool. Frame of solid lacquered birch or oiled oak. Seat & back in stained lacquered birch. Plastic feet.

Bargutang O25

Barstool. Frame of solid lacquered birch or oiled oak. Seat in stained lacquered birch. Plastic feet.

	O24	O24	O25
Seat height	460	820	820
Overall height	860	1220	820
Width	330	330	325
Depth	425	425	295
Weight kg	5,8	7,9	5,7



The Black Chair collection Fredrik Mattson 2007

TBC The Black Chair collection

A lacquered wooden chair collection made in solid lacquered hardwood from Swedish forests. Seat and back in compression moulded birch veneer. Plastic feet. Any colour in the NCS-colour chart is possible. Black, white and 24 carat gold are standard. TBC1 and TBC2 are available with upholstered seat in fabric or leather.



The Black Chair collection

	TBC1	TBC2	TBC3	TBC4
Seat height	380	450	650	820
Total height	749	790	958	831
Width	666	486	438	471
Seat depth	500	390	345	280
Total depth	688	497	443	280
Weight kg	6,7	4,8	5,1	4,5



small island O80 Design: Tomoyuki Matsuoka 2001

Small Island O80

Folding bench. Frame in chromed steel. Seat in layer-glued birch, upholstered in leather or fabric.



big island O82 Design: Tomoyuki Matsuoka 2001

Big Island O82

Folding round bench. Frame in chromed steel. Seat in layer-glued birch, upholstered in leather or fabric.

Big and Small Island are also available as tables, see page 146.

	O80 bench	O82 bench
Seat height	455	455
Width	1330	
Diameter		1155
Depth	550	550
Folded	1280x838x77	1245x1245x77
Weight kg	11,5	10,3

Boo O48

Stackable chair with a shell in moulded black Formfelt. Inside of shell in fabric Loop, Dinamica or leather. legs in chromed or black lacquered tubular steel. Grey or Off-white Formfelt is available for projects. Accessories: Trolley and different kinds of feet, ask us.

Seat height	455
Overall height	830
Seat width	500
Total width	530
Seat depth	435
Total depth	530
Weight kg	4,5



Design: Stefan Borselius 2008 **boo**



peek low O45L



peek high O45H



peek4 O47H



peek4 O47H

Design: Stefan Borselius 2007 **peek**

Peek Low O45L, Peek High O45H, Peek4 O47H, Swivel Peek O46H

Small easy-chair and chair with a shell in moulded black Formfelt. Inside of shell in Kvadrat Loop. Cantilever base, 4 legs or Swivel base with auto-return in chromed steel. Grey or Off-white Formfelt is available for projects. Accessories: Padded seat cushion in Kvadrat Loop. Peek4 is available with chromed wheels.

	O45L	O45H	O47H	O46H
Seat height	380	455	455	455
Overall height	770	855	855	855
Width	540	540	540	540
Seat depth	470	470	470	470
Total depth	570	570	570	570
Weight kg	6,4	6,7	6,9	6,9



swivel peek O46H

Design: Stefan Borselius 2007 **swivel peek**



Design: Stefan Borselius 2005 **peekaboo**

Peekaboo O44, Swivel Peekaboo O43

A wing chair with a shell in moulded grey or black Formfelt. Inside of shell in fabric Kvadrat Loop or in leather. The shell can be covered with fabric Loop on both outside and inside. Cantilever or swivel base with auto-return in chromed steel. Hood in Formfelt with a plexi-glass panel is also available. Off-white Formfelt is available for projects. Accessories: Padded seat cushion in Kvadrat Loop or leather.

Seat height	380
Overall height	1210
Width	700
Depth	762
Seat depth	485
Weight kg	9,4



Design: Stefan Borselius 2005 **swivel peekaboo**



innovation C Design: Fredrik Mattson 2001

Innovation C O70

Multi-function swivel seat. Swivel base of stainless steel column on a silver lacquered footplate. Frame of steel & wood. Upholstered seat/back/table in moulded CMHR polyurethane foam covered with fabric or leather. Available with auto-return. Accessories; Add-on table in lacquered steel. Footplate in stainless steel. Swivel base for anchoring to the floor.

Seat height	480
Overall height	750
Width	700
Depth	650
Seat width	350
Top width	250
Weight kg	23.0



kit Design: Fredrik Mattson 2002-6

Kit O75

Easy-chair with frame of steel and wood. Cantilever base in chromed steel. Moulded polyurethane foam upholstered with fabric or leather. Available in one or 2 tones of the same fabric/leather. We recommend a darker colour in the lower part and a lighter colour on top.

Seat height	420
Total height	715
Total width	500
Seat depth	490
Total depth	760
Weight kg	12,0



elle Design: Fredrik Mattson 2002-5

Elle O74

Easy-chair with frame of steel and wood. Swivel base with auto-return in lacquered steel. Moulded polyurethane foam upholstered with fabric or leather. Available in one or 2 tones of the same fabric/leather. We recommend a darker colour in the lower part and a lighter colour on top.

Seat height	420
Total height	715
Total width	500
Seat depth	490
Total depth	760
Weight kg	21,0



polstergeist Design: Christine Schwarzer 2000

Polstergeist S20

Upholstered sofa/bench. Frame of steel & wood. Upholstery of moulded polyurethane foam covered with leather or fabric. Runners in chromed steel. The system provides possibilities of none, one or two backrests. The backrests can also be placed in a tête à tête position. It is possible to have side panels and edges in contrasting colours. Available in CMHR foam for projects. Accessories: Extended foot to prevent sofa from touching wall.



polstergeist

	bench	1-2 backrests	tête à tête
Seat height	410	410	410
Overall height	410	750	750
Total width	1980	1980	1980
Depth	480	690	930
Seat depth	450	500	500
Weight kg	32	38-44	44

Snooze O4O, Snooze Rock O4OR

Lounge chair. Frame of compression-moulded veneer. Padding with ornamentation in hot-moulded foam covered with black leather or Goya Red Alcantara. Tubular steel base in a chromed finish. Other colours available for projects on request.

Seat height	350
Overall height	650
Width	675
Depth	500
Total depth	740
Seat width	560
Weight kg	9.0



Design: Stefan Borselius & Fredrik Mattson 2004 **snooze**

Fatback Straight SO1, Fatback Round SO2

Linkable easy-chair/modular sofa. The straight section can be used as an easy-chair and the curved section is an add-on section for building modular sofas. Frame of steel and wood. Moulded polyurethane foam upholstered in fabric or leather. Chromed steel legs. Available with CMHR foam for projects. Accessories: Linking device.

	SO1	SO2
Seat height	355	355
Total height	605	605
Width back	600	700
Width front	600	400
Seat depth	566	566
Total depth	1000	1000
Whole circle		20 pcs
Inner diameter		2500
Outer diameter		4500



Design: Fredrik Mattson 2005 **fatback**



fatback



Design: Fredrik Mattson 2008 **fellow**

Fellow S3O

Linkable club chair and modular sofa system with or without armrests. Frame of wood. Moulded polyurethane padding and polyether foam. Personalise it by making your own selection of fabrics or leather. Each Fellow section can be covered in 1 - 3 different colours/fabrics. Maximum 1 colour per part (front of seat, middle part incl. armrests and backrest) Base in chromed or lacquered steel. Fellow is available with different height possibilities for project.

Seat height	380
Overall height	720
Width	600
Seat depth	585
Total depth	815
Weight kg	20-25 /section



fellow



qvarto Design: Börge Lindau 1999 (Lindau & Lindekrantz 1965)



qvarto

Qvarto S10

Modular sofa system. Each piece can be used independently or in combination. Inner frame of wood. Polyether foam upholstery covered with leather or fabric. Base of chromed steel. Also available with under frame of solid lacquered birch or oiled oak. Table Qvarto L10 in cross-veneer with white laminate surface. Other finishes available for projects on request.



qvarto

	corner	middle	stool	corner table	low table
Seat height	400	400	400		
Overall height	800	800		550	400
Seat width	770	660			
Total width	770	660	660	660	660
Depth	770	770	660	660	660
Seat depth	570	570			



small island L80 Design: Tomoyuki Matsuoka 2001



Small Island L80

Folding table. Frame in chromed steel. Top of layer-glued birch finished in oak veneer, white or black laminate.

Big Island L82

Folding table. Frame in chromed steel. Top of layer-glued birch finished in oak veneer, white or black laminate.

Other finishes available for projects.

Big and Small Island is available as bench, see page 142.



big island L82 Design: Tomoyuki Matsuoka 2001

	L80 table	L82 table
Table height	410	410
Width	1325	
Diameter		1150
Folded	1280x838x77	1245x1245x77
Weight kg	11.5	10,3

Occhio L86

Three legged coffee table. Tray in laminated wood.
The small size comes in many plain colours or patterned.
The large size comes in white or patterned. Chromed steel legs in two heights available for both sizes of table tops.
Delivered knock-down. For shops it comes in a flat box.
Can be customized for projects.

You can find colours and patterns at www.blastation.se

Table height	350	400
Diameter	470	650
Weight kg	2,1 - 4,1	



Design: Stefan Borselius & Fredrik Mattson 2006 **occhio**

L1

Table with pedestal & footplate in lacquered steel.
Spokes in stainless steel. Table rim in compression moulded layer-glued birch (stained or natural lacquered).
Table top in glass. Other finishes available on request.

Table heights	590	710	890	1060
Table top Ø	480	580	680	
Footplate Ø	450			
Weight kg	11,4 - 13,5			



Design: Börge Lindau 1987 **L1**

Babel L30

Column table with rings of compression moulded layer-glued birch lacquered in different NCS-colours.
Standard colour-scale goes from white top to black base or red top to black base. Each ring adds 95mm. Foot plate in black lacquered or chromed steel. Tabletop in UV-lacquered MDF.
Other amounts of rings, other colours and tabletops are available for projects. Please see www.blastation.se for standard colours NCS-reference numbers.

Table height	435	530	625	720	910	1105	1100
Tabletop Ø	600	750	900	(1150)			
Foot plate Ø	550						



Design: Fredrik Mattson 2008 **babel**

Simsalabim L21

Folding table / Console in solid lacquered birch or oiled oak. Brass hinges. Also available in a black-stained version with chromed hinges.

Table height	715	715
Table height, folded	735	735
Length	1500	2044
Width	750	750
Width folded	375	375



Design: Börge Lindau 1993 **simsalabim**

Ping-Pong L23

Bar table with stainless steel foot support in white lacquered mdf or solid oak (natural lacquered or oiled).

Table height	1070
Length	2000
Width	600

This bar table can be offered in other sizes, heights, materials and colours for projects on request.



Design: Johan Lindau 2003 **ping-pong**



pedestal bit L6 Design: Börge Lindau 1992



pedestal bit L6

pedestal big bit



bit base L6 with customized tabletops



bit L7 Design: Börge Lindau 1992



bit L7

L6 BIT BASE

Table frame in lacquered or chromed steel. Round or 4-star foot plate. Standard tabletops available in compact laminate and in cross veneer with surface of laminate, birch veneer or oak veneer. Table top made to customer specification for projects on request. 3-star base available for projects/contract sales.

Table frame heights	453	573	693	873	1043
Foot plate Ø		490			
Pillar Ø		70			
4-star base Ø			550		
3-star base Ø				650	

L6 BIT BIG BASE

Table frame in lacquered or chromed steel for larger table tops. Round foot plate. Table top made to customer specifications on request.

Table frame heights	700
Foot plate Ø	700
Pillar Ø	108

L7 BIT

Table frame L6 in lacquered or chromed steel. Table top of 27mm solid stave-glued lacquered birch. Other finishes available on request.

Table heights	480	600	720	900	1070
Foot plate Ø	490				
Table Ø	550	700	900		
Table square		700x700	700x1400		



Design: Stefan Borselius & Fredrik Mattson 2004 **pedestal level**



Design: Stefan Borselius & Fredrik Mattson 2004 **level**

Pedestal Level L31 & Level L32

Table base with foot in cast aluminium, pillar in black or natural anodised aluminium extrusion. The pillar can be lacquered or anodised in other colours for projects on request. Top in 12mm compact laminate. Other top finishes available for projects on request.

Table base with compact laminate top is suitable for indoor and outdoor use. Pedestal Level L31 is available without top.

Tableheight	480	600	720	900	1070
Tablebase height	468	588	708	888	1058
Tabletop diameter		600	750	900	
Tabletop sizes		500x500	700x700	700x1400	
Foot size		430x430			



level

Clip L41 Basic

Folding table in three sizes. Legs in chromed tubular steel. Plastic brackets. Top in combiline with white melamine and aluminium trim. Other sizes, surfaces and colours available for projects on request.

Table height		715	
Table top size	1850x800	1400x800	1400x600
Thickness folded		85	
1850x800 weight kg		29,0	
1400x800 weight kg		23,5	
1400x600 weight kg		19,0	



Design: Jonas Forsman 2005 **clip basic L41**

Clip L41 Light weight

Folding table in three sizes. Legs in chromed tubular steel. Plastic brackets. Tabletop in Eurolight, light weight top thickness 38mm. White melamine with white rim or black melamine with black rim. Other sizes, surfaces and colours available for projects on request.

Table height		730	
Table top size	1850x800	1400x800	1400x600
Thickness folded		100	
1850x800 weight kg		24	
1400x800 weight kg		20	
1400x600 weight kg		17	



Design: Jonas Forsman 2005 **clip light weight**



gate GS Design: Börge Lindau & Johan Lindau 1994

gate GR



GATE GS & GR.

Bench system for public areas. Benches available in 3 straight (GS) and 2 curved (GR) basic units. These can be linked to form rows that are straight, curved or at right angles to suit their setting. The benches may be fitted with backrests, and/or seats as required. Standard spacing gives a centre-to-centre seat space of 650 mm, but this spacing may be varied to accommodate more or fewer seats as desired. Benches may be anchored to the floor.

General measurements:

Seat height (bench)	420
Seat height (incl.seat)	455
Depth bench	460
Total depth incl.backrest	585
Seat Ø	390
CC seats	650

Gate straight, GS

GS 20, 2-seat unit	1300
GS 30, 3-seat unit	1950
GS 40, 4-seat unit	2600

Gate round, GR

Radius 1500 mm from centre to outline.
 GR 20, 2-seat unit 1/6 circle, 60°
 GR 10, 1,5-seat unit 1/8 circle, 45°
 Gate GR are add-on units, if GR is used as a free standing unit (not anchored to the floor) you need at least 2 x GR 20 units linked and in a s-shape or 3 x GR 20 units linked to form a semi-circle.

Bench-top of stave-glued solid birch, 40 mm thick. Frame in galvanised steel. Upholstered seat covered in leather or fabric. Upholstery in fire retardant polyether foam. Backrest of compression-moulded birch (stained or natural lacquered).

Accessories:

Backrests:

Round, D20
 Straight, D21

Gate seats:

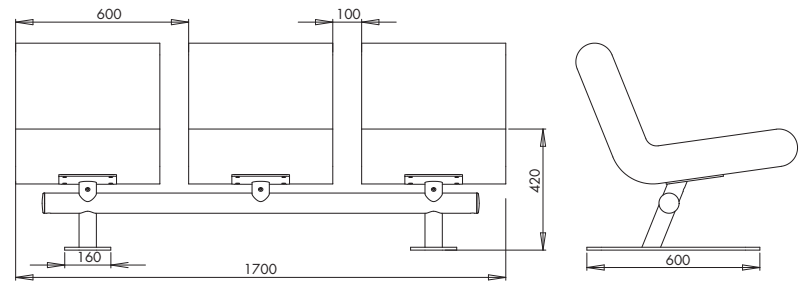
Round upholstered, D25 (suits backrest D20 and D21)
 Straight upholstered, D26 (suits backrest D20 and D21)
 Whole straight seat D28 (not suitable with backrests)
 Whole round seat D27 (not suitable with backrests)

Gate armrests

Bench, backrests and seats can be offered in other materials and designs on request.
 Order our complete gate complete Cad library.
 Wall/Bench spacer available in galvanised steel.



Design: Fredrik Mattson 2002 - 2008 **elle beam**



Elle Beam

Beam system for public areas.

Top with frame of steel and wood. Moulded polyurethane foam upholstered with fabric or leather. Available in 1 or 2 tones of the same fabric/leather. We recommend a darker colour in the lower part and a lighter colour on top.

Underframe in chromed or lacquered steel. 2- and 3-seater sections that can be combined with or without separating tables to long rows or in 90 degree angles. Standard spacing gives a centre-to-centre seat space of 600 mm.

Order our complete Cad library.

Seat height	420
Total height	715
Total width	500
Seat depth	490
Total depth	760





Sparta and B+
Trolley D3 in natural birch for 24 chair B+ stool (horizontal). 26 chair Sparta (horizontal).



Sting and Chair 69
Trolley D30 in galvanised steel for up to 50 chair Sting L1030xW620xH1450mm up to 30 chair Sting L1100xW620xH1650mm



Common One and Common Too
Trolley D40 in natural or stained birch.



Sparta and B+
Floor wrack D16 in lacquered or chromed steel for 10 chairs. For projects only.



Sparta D15
Wall hook in black or chromed steel for 5 x B15 chair.



Sparta D14
Wall hook in black or chromed steel for 2 x B15 chair.



Beplus D1
Wall hook in black steel for 2 x B+ stool.



Qvarto
Linking device for Qvarto is included on the sections.



Common too
Linking device in chromed steel pc.



Beplus & Sparta
Linking device in lacquered or chromed steel.



Fattback, Sting & Chair 69
Linking device in ABS plastic. Chair 69 & Sting can be stacked with linking devices assembled on the chairs.



Dot
Removable seatpad in wool with non-slip backing. For chairs Juli and Sting.




Sting D33
Fixed half seatpad for seat only in hot-moulded foam covered with Gabriel Comfort fabric.



Sting D31
Fixed full seat/back pad in hot-moulded foam covered with Gabriel Comfort fabric.




Sting D30
Fixed Seatpad in moulded black polyurethane, PUR.



Peek
Removable seat pad in hot-moulded foam covered with Gabriel Comfort fabric.



Peekaboo
Removable seat pad upholstered in fabric Comfort (Gabriel).



Innovation C writing table
Add-on writing table in silver-lacquered steel.



Mim 33 Linking table
Ø360mm, in chromed steel with birch veneer table top. Gives table height 750mm.



Writing table for Sting O30
Add-on writing table in stainless and lacquered steel. For projects only.



Gate
Armrest in stainless steel and lacquered birch. Can be customized for projects.



Gate
Wall/bench spacer in galvanised steel.

1	standard steel colours	SILVER	GREY NCS S7000-N	BLACK					
3	B7 pop backrest colours	SILVER	BLACK	BLUE NCS S3060-R80B	RED NCS S2080-Y80R	YELLOW NCS S0080-Y10R	WHITE		
4	outsiders 07 & L9 colours	SILVER	BLUE NCS S5050-R80B	WINE RED NCS S4060-R10B	BLACK	WHITE			
7	standard wood stain lacquers	CREME NCS S1002-Y	LIGHT GREY NCS S2502-Y	GREY NCS S4500-N	BLACK	WINE RED NCS S5040-R10B	OLD RED NCS S1090-Y90R		
		YELLOW NCS S0580-Y	ORANGE NCS S0585-Y50R	RED NCS S1085-Y90R	BLUE NCS S2070-R80B	TURQUOISE NCS S2050-B20G	GREEN NCS S2070-G50Y		
8	Sting anodised aluminum	ALUMINUM	BLACK SV-50-U	RED RD-25-U					

Any wood stain or lacquer is possible for projects.
 Colour charts 5-6, for leather, comes separately.
 Steel and wood stain samples will be sent on request.
 We will be happy to offer non-standard finishes for your furnishing projects.